

Roofit.Solar

Velario[®]

175/3x12/001

Extremely Weatherproof

Our solar roof is equipped to withstand any weather condition, including snow, ice, hail, and wind.

2-in-1 solution

Combining roof and solar panel into one product (2-in-1) reduces material and labor costs for both manufacturing and installation.

Built to last

Premium quality materials and a strong metal backsheet.

Warranty

25-year power warranty and 10-year product warranty.

Ideal for Sloped Roofs

Ideal photovoltaic solution for sloped roofs with minimum pitch of 10°.

Dreamed in Europe. Made in Europe.

We commit to the highest quality and European standards in the production and installation of our solar roofs.

Tried-and- tested

Installed using traditional well-known double-lock standing seam roofing technology.


Timeless design

Accepted by authorities for protected and heritage buildings.



Roofit.Solar

Contact Roofit Solar Energy OÜ Härgmäe
21, Tallinn 13525, Estonia
<http://roofit.solar>
info@roofit.solar



Working Conditions

Maximum System Voltage	1000 V DC
Operating Temperature	-40 °C ... +85 °C
Maximum Series Fuse Rating	16A
Safety Class	Class II
Tested Positive Load	208 psf
Tested Negative Load	146 psf
Impact Resistance	HW4 - hailstone up to 1.5 in in size
Minimum Ventilation Below	1.96 in
Minimum Roof Pitch	2/12

Mechanical Specifications

Cells	6.25 in monocrystalline PERC 3x12 configuration
Front glass	0.126 in tempered low-iron glass
Back sheet	0.0196 in galvanized steel with RR33 GreenCoat Pural BT coating
Encapsulant	POE
Junction boxes	3 bypass diodes, IP68, potted
Connectors	QC4.10
Cables	12 AWG H1Z2Z2-K solar cable length 27 in
Effective roof coverage	79.5 in x 21.6 in
Mounting method	Double Seam technology
Weight	36.3 lbs (pc) = 3.17 lbs/ft ² (installed)

Packing

Packaging Configuration	32 modules per pallet
Pallet (LxWxH)	94.5 x 44.5 x 30.7 in

Certification

IEC/UL/CSA 61215-1:2021 (PV Module Reliability)

IEC/UL/CSA 61730-1:2016 (PV Module Safety)

Fire type 34 (According to UL 61730-2)

EN 13501-5:2016 (Fire safety)

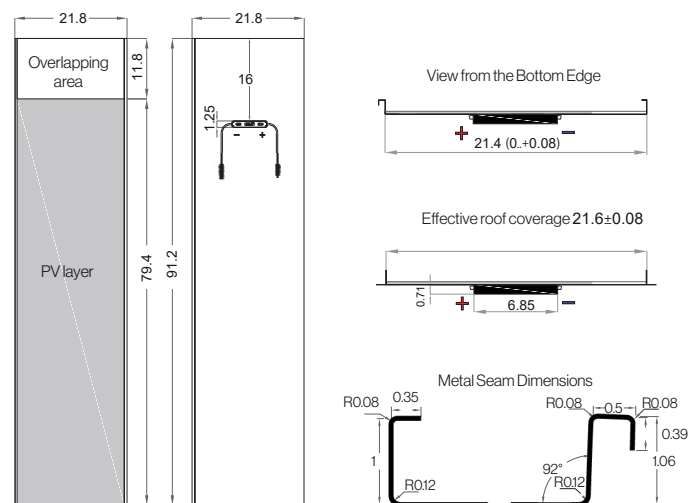
Roof (t1) by GTC

Roof (t2) by Eurofins Expert Services Oy



CAUTION: READ SAFETY AND INSTALLATION INSTRUCTIONS BEFORE USING THE PRODUCT.

Engineering Drawings (units in)



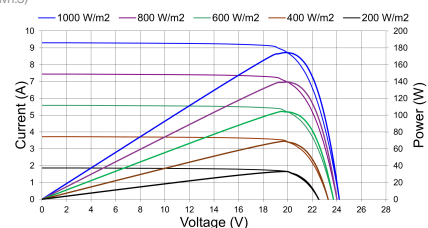
Electrical Characteristics

		STC ¹	NMOT ²
Nominal Power	P _{mpp} (W)	175	116.8
MPP Voltage	V _{mpp} (V)	19.8	17.4
MPP Current	I _{mpp} (A)	8.8	6.71
Open Circuit Voltage	V _{oc} (V)	23.65	21.9
Short Circuit Current	I _{sc} (A)	9.3	7.2
Module efficiency	η (%)	16.5	

Power Tolerances ±3%

Current and Voltage Tolerances ±3%

¹Standard Test Conditions (irradiance 1000 W/m², cell temperature 25 °C, spectrum AM1.5)
²Nominal Module Operating Temperature (irradiance 800 W/m², air temperature 20 °C, wind 1 m/s, spectrum AM1.5)



Thermal Characteristics

Temperature Coefficient of	P _{mpp}	-0.363%/K
Temperature Coefficient of	V _{oc}	-0.276%/K
Temperature Coefficient of	I _{sc}	0.043%/K