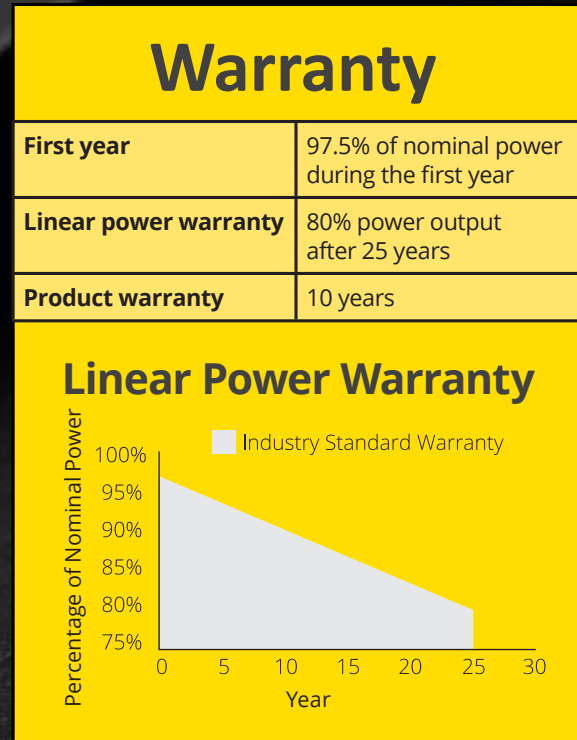


Roofit 3x10/135W/RR33/B/DS

Building integrated photovoltaic module

-  **High mechanical load resistance because of metal back sheet**
-  **Snail trail free structure**
-  **Strictly positive 0...+5 % power tolerance**
-  **Superior linear power warranty
Maximum 0.8 % degradation per year**
-  **Made in EU**
-  **Outstanding low light performance**
-  **Roofing material and photovoltaic module
2in1**
-  **Suitable for historic buildings**
-  **Ideal photovoltaic solution for sloped roofs**
-  **Patent pending technology**



Mechanical Specifications

Cells	3 x 10 mono PERC
Junction boxes	decentralized three bypass diodes protection class IP67 PV4 connections
Effective roof coverage	1658 mm x 545 mm
Mounting method	double seam technology
Weight	13.5 kg
Front glass	3.2 mm temperad low-iron glass with anti-reflective technology
Back sheet	0.5 mm metal sheet with highly durable PUR coating
Impact resistance	d = 35 mm hailstone 46 m/s = 165.5 km/h
Minimum roof slope	10 degrees
Minimum ventilation below	50 mm



Working Conditions

Maximum System Voltage	1500 VDC
Operating Temperature	-40 °C ... +85 °C
Maximum Series Fuse Rating	15 A

Electrical Characteristics

Standard Test Conditions (irradiance 1000 W/m², cell temperature 25 °C, spectrum AM1.5)

Nominal Power	P_{mpp} (W)	135
Power Tolerance		0...+5 %
MPP Voltage	V_{mpp} (V)	15.8
MPP Current	I_{mpp} (A)	8.54
Open Circuit Voltage	V_{oc} (V)	19.9
Short Circuit Current	I_{sc} (A)	9.04

Normal Operating Conditions (irradiance 800 W/m², air temperature 20 °C, wind 1 m/s, spectrum AM1.5)

Power	P_{mpp} (W)	99.2
MPP Voltage	V_{mpp} (V)	14.7
MPP Current	I_{mpp} (A)	6.75
Open Circuit Voltage	V_{oc} (V)	18.4
Short Circuit Current	I_{sc} (A)	7.19

Power Measurement Tolerances ± 3 %
Other Parameter Tolerances 0...5 %

Thermal Characteristics

Normal Operating Cell Temperature	NOCT	45 ± 2 °C
Temperature Coefficient of P_{mpp}	γ	-0.39 %/°C
Temperature Coefficient of V_{oc}	β	-0.30 %/°C
Temperature Coefficient of I_{sc}	α	0.06 %/°C

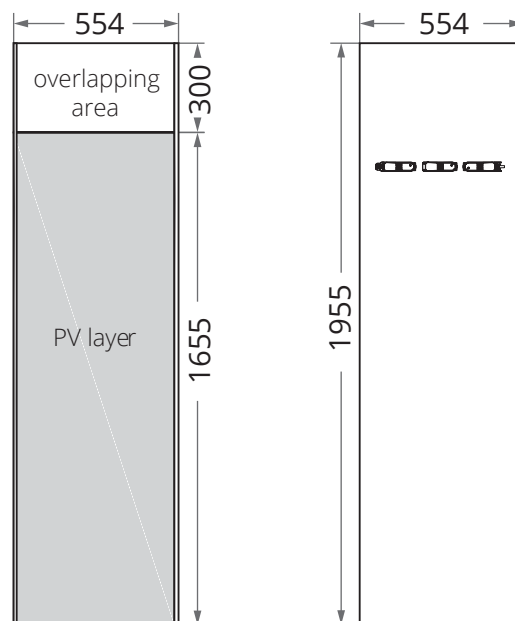
- Roofit.solar modules are tested according to **CEN TS 1187** for fire safety and comply with **EN 13501-5:2016 B_{roof}(t2)** classification criteria when installed.

- Roofit.solar modules completed and passed **Electrical Shock Hazard Tests by Kiwa Inspecta** according to standard **EVS-EN IEC 61730-2:2018**.

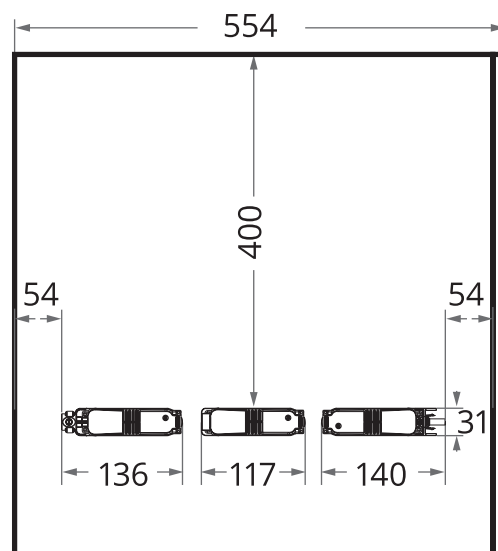
- Metal parts of Roofit.solar modules are **CE** marked according to standard **EN 14782:2006**.

Engineering Drawings (units mm)

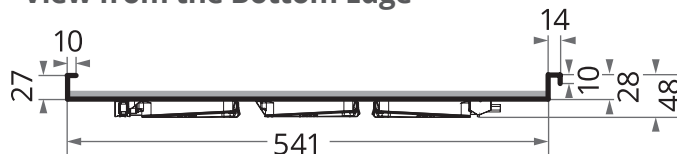
View from the Front View from the Back



Junction boxes location



View from the Bottom Edge



View from the Bottom Edge (installed module)



Roofit Solar Energy OÜ

Härgmäe 21, Tallinn 13525, Estonia
<https://roofit.solar> / info@roofit.solar

© 2020 Roofit Solar Energy. All rights reserved. Specifications subject to technical changes. Version number: 2020/2

Roofit.solar
Photovoltaic metal roofs